



X^C 38

40TH ANNIVERSARY
EDITION 1979-2019



DOUBLE THE FUN

The Xc 38 was the second yacht in the Xcruising range to be named European Yacht of the Year in the 'Luxury Cruiser' category.

The Xc 38 shares the same DNA as the rest of her Xcruising sisters; a perfect compromise between cruising and performance. She offers superb performance in an easily handled package, ideal for doublehanded sailing.

Following extensive feedback from a large group of Xc owners, as well as our own experience over the last 10 years, 2019 will see the launch of the 'X-Yachts 40 Years Anniversary' edition of the Xc 38.

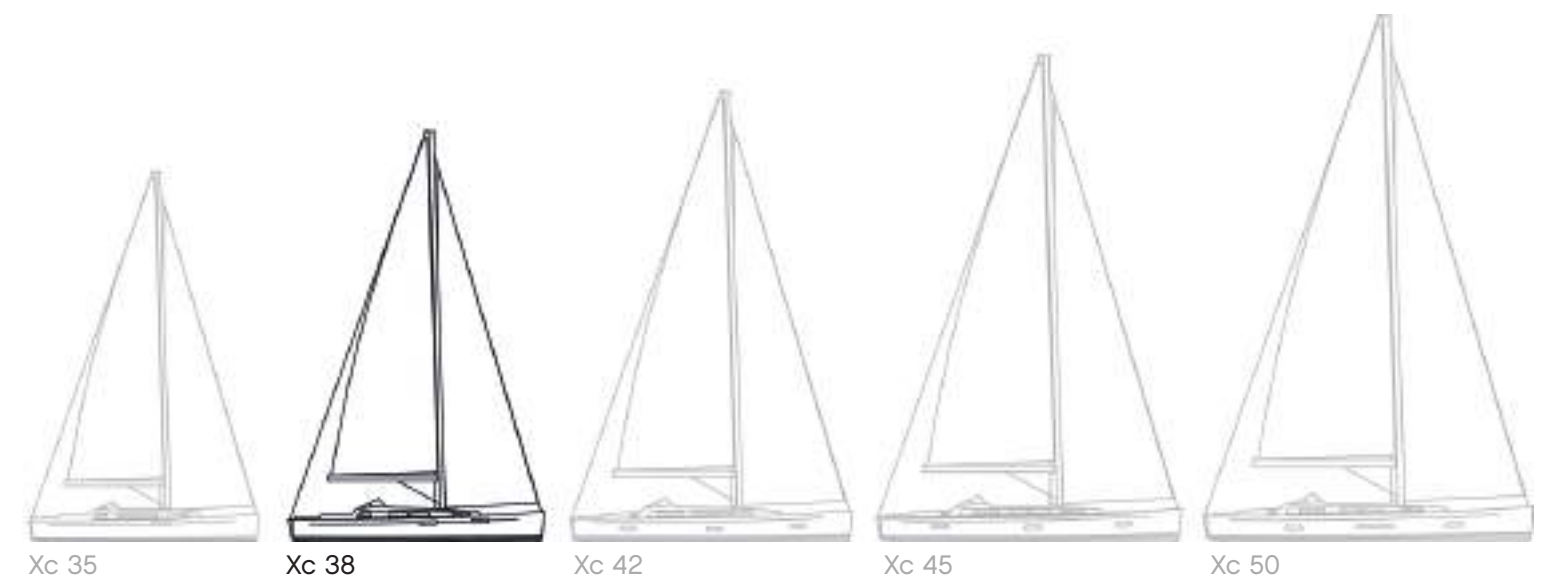
The anniversary edition of the Xc 38 builds upon the success of the Xcruising range with an updated specification implementing improvements from feedback gathered from a fleet of over 300 Xc yachts worldwide.

From this edition of the Xc 38 and onwards, the Xc models are built using epoxy infusion in the hull. X-Yachts hulls are post-cured or "oven-baked" to improve structural properties of the composite. Epoxy resin has higher mechanical and thermal stability than traditional polyester resins.

Exterior upgrades include new optional jib self-tacker design, composite bowsprit and new colourways.

Interior upgrades includes Nordic Oak furniture, new interior fittings, new cushion design and new upholstery fabrics.

Systems upgrade highlights include new tank displays showing remaining volume in litres and upgraded ambient lighting.



"As an existing X-37 owner, I was already familiar with the "X"ceptional pedigree, build quality and performance of X-yachts.

When the newly designed Xc 38 arrived, I took no convincing that here was a yacht which perfectly matched our future requirements.

Ideally suited for short handed sailing, yet able to accommodate the occasions on which we would be joined by friends and family, it is a yacht capable of fast yet safe and comfortable cruising.

We were particularly impressed with the interior two cabin layout, which combined large berths, a spacious saloon, good locker space and cooking area and a large shower / toilet.

On deck, the X-Yachts uncompromising approach to build quality continued. A safe fully enclosed cockpit to which all lines led aft, six well positioned winches, a coach roof mounted traveller and easy access to the stern between the two wheel steering.

X-Yachts attention to the safety expectations of owners extended also to the location of the life raft storage under the cockpit floor, with access via the drop down rear bathing platform, and thereby leaving the cavernous cockpit locker free for all those other cruising "essentials".

The support of X-Yachts has been impeccable throughout, from our early discussions on specification, through to visiting Denmark with us to see Xtension being built, and thereafter with their annual maintenance programme.

Overall, our Xc-38 Xtension has provided us with many hours of sheer joy, and we look forward to many more future adventures."

/Brian Carlton, Xc 38 Xtension



DESIGNER'S COMMENTS

One of the main differences between the Xperformance and Xcruising ranges is the hull design. The Xc range, with its deeper hull sections, provides a greater interior volume for tanks and other essential cruising equipment. Deeper V-shaped forward hull sections ensure a smooth and comfortable motion when the yacht is sailed into waves (either under sail or engine).

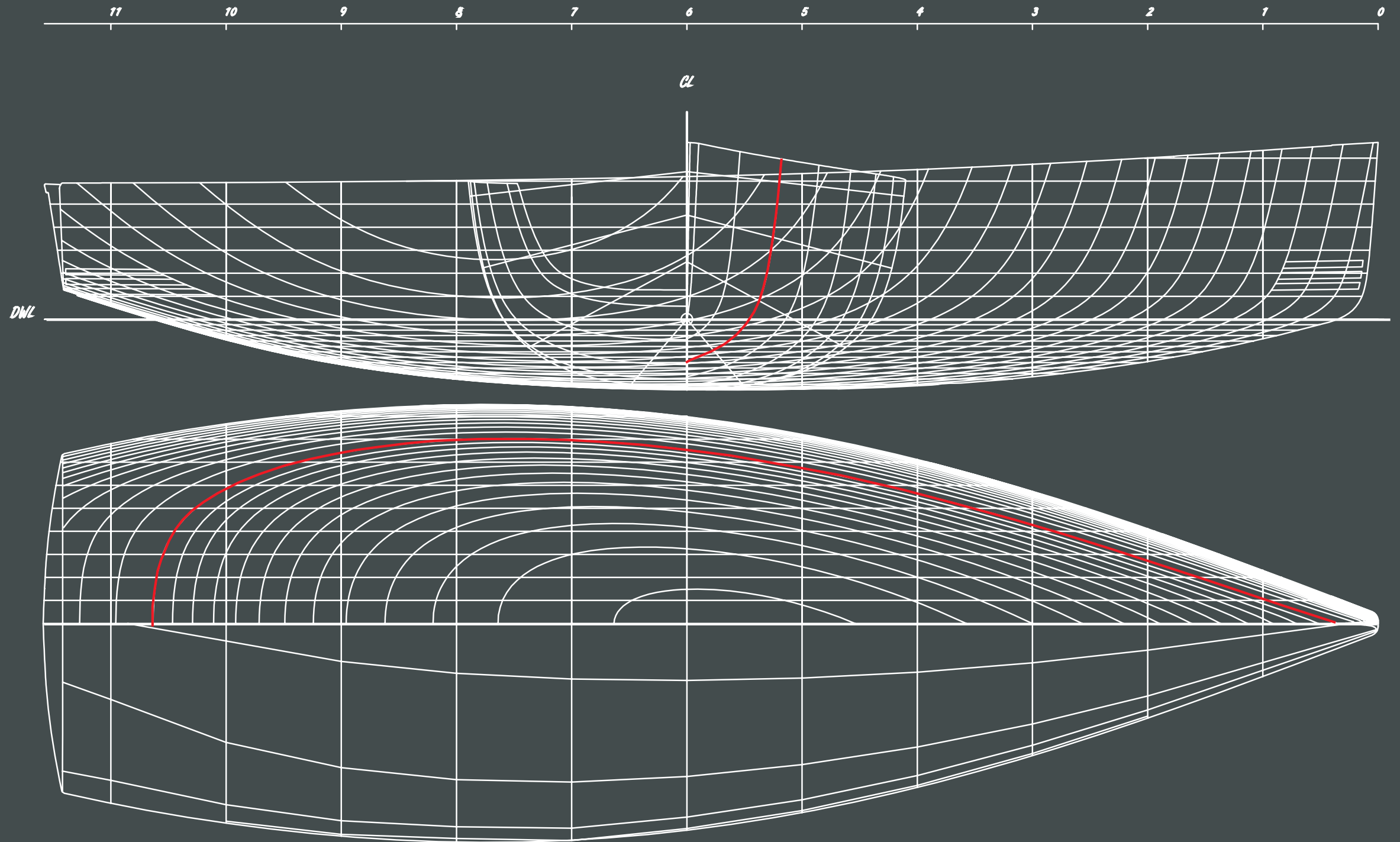
The greater displacement allows for a heavier keel to be fitted. The large fuel and freshwater tanks and the heavy battery bank are all strategically located low and central in the yacht for excellent weight distribution. Lowering the centre of gravity optimises the stability and allows for a well proportioned sail plan. The Xc 38 can make short work of any long passage.


The composite lead/cast iron keel is encapsulated in a reinforced epoxy e-glass shell to guarantee a perfect keel section and avoid corrosion. Flush mounted skin fittings and a folding propeller reduce drag, ensuring that the Xc 38 can make the most of the conditions.


The Anniversary Edition of the Xc 38 features an improved new interior and bringing new innovative features to the exterior, whilst maintaining the practical layout of a boat designed to be used at sea.



Niels Jeppesen
Design Director



Copyright  WORLD CLASS SINCE 1979	Yacht Xc 38	Designed by Niels Jeppesen, X-Yachts Design Team	Principal Dimensions	
	Drawing Lines Plan		LOA: 11.58 m - 38'0" BOA: 3.81 m - 12'6" Draft: 1.98 m - 6'6" Displ.: 8700 kg - 19180 lbs	
	Date 2018			



“Despite her blue water credentials, the Xc 38 still provides the performance, response and exhilaration under sail that X-Yacht Owners have come to expect from any X-Yacht.

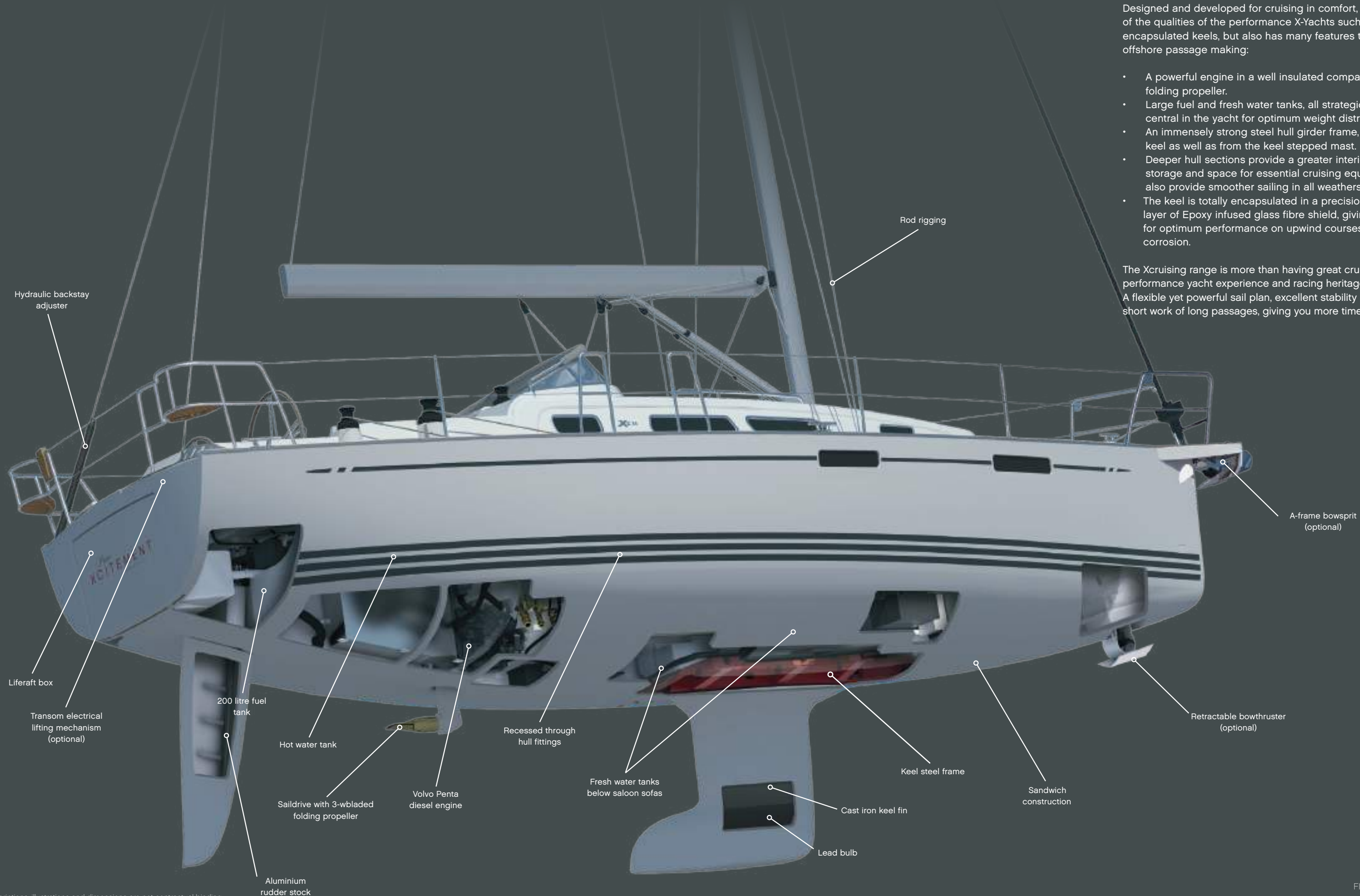
Sailing Today UK

XCRUIsing QUALITIES

Designed and developed for cruising in comfort, the Xc 38 takes many of the qualities of the performance X-Yachts such as rod rigging and fully encapsulated keels, but also has many features that make it ideal for offshore passage making:

- A powerful engine in a well insulated compartment, with a 3-bladed folding propeller.
- Large fuel and fresh water tanks, all strategically located low and central in the yacht for optimum weight distribution.
- An immensely strong steel hull girder frame, taking the loads from the keel as well as from the keel stepped mast.
- Deeper hull sections provide a greater interior volume, giving more storage and space for essential cruising equipment, a feature which also provide smoother sailing in all weathers.
- The keel is totally encapsulated in a precision female moulded double layer of Epoxy infused glass fibre shield, giving perfect keel templates, for optimum performance on upwind courses as well to avoid any corrosion.

The Xcruising range is more than having great cruising qualities, 40 years of performance yacht experience and racing heritage are not lost on the Xc 38. A flexible yet powerful sail plan, excellent stability and easy handling make short work of long passages, giving you more time to explore.



DECK LAYOUT



Spacious cockpit table, GRP console with space for optional chart plotter and VHF.



The large bathing platform is operated by a purchase block system. Below deck storage for a liferaft is accessed from the bathing platform.



Stainless steel self-tailing Andersen Winches, which can be upgraded to be electrical powered are part of Xc 38's comprehensive standard quality.



Optional vacuum applied teak (alternatively Flexiteak, see price list for details) on the coachroof. Split mainsheet passes below deck on both sides and is led back to the aftmost cockpit winches.

COCKPIT PROTECTION



The spray hood resting in a "sock" when folded. The aft pushpit teak seats are standard.



The standard spray hood is supported by stainless steel frames. Standard colour is Taupe (Swela 37329). For canvas colour options, see page 17.



The Xc 38 comes with an optional aluminium framed windshield made from toughened glass including a stainless steel framed sprayhood.




The optional windshield with the raised spray hood.

HULL STYLE OPTIONS




HULL TRIM STRIPES


A standard Xc 38 comes in a pure white (RAL9010) gelcoat with pebble grey (RAL 7032) waterlines and sheerline stripe.




White hull with pebble grey stripes



White hull with light grey stripes




White hull with iron grey stripes



Pebble Grey hull with white stripes



Light Grey hull with white stripes



White hull with dark blue stripes

EXTERIOR FABRICS

A standard Xc 38 comes with taupe (Swela 37329) for sprayhood. For optional colors, see below.



Taupe (Swela 37329)



Silver grey (Swela 37362)



Dark grey (Swela 37365)



Captain's Blue (Swela 37395)

“The details are not the details.
They make the design.”

Charles Eames



INTERIOR LAYOUT

The Xc 38 interior distribution is conceived to be functional and modern, as well as stylish.





SALOON

High quality, detailed interior carpentry sets the Xc 38 apart from mass-produced boats.

The Xc 38 comes with Nordic Oak veneer on all wooden surfaces and laminate floorboards in teak as standard - with a variety of standard and optional upholstery fabrics.

Displayed on the photo above is Nordic Oak with upholstery "Just Fleckless, Moon Grey". Also shown are standard upper cupboards and freeboard shelves.

INTERIOR SURFACES

WOOD SURFACE




Nordic Oak (Standard)



Teak

FLOORBOARDS



Teak without koto (Standard)




Teak with koto




Walnut

FLECKLESS FABRICS



Just Fleckless 01 Nature




Just Fleckless 05 Camel



Just Fleckless 10 Navy



Just Fleckless 403 Bambus




Just Fleckless 710 Moon Grey



Just Fleckless 750 Olive Grey

The material of this upholstery fabric can be easily cleaned with a cotton cloth and distilled water, 85% Polyester, 15% Viscose. Weight: 710 g +/- 5%.

GALLEY WORK TOPS



Camoan White Corian (Standard)



Black Quartz Corian

MICRO FIBRE FABRICS



Alsace Blue



Alsace Ivory



Alsace Sand



Nubilux 709 Argent

Alsace and Nubilux; Extremely easily cleaned. 100% Polyester Micro fibre fabrics has knitted back and velor surface. Breathable, durable and abrasion resistant.



GALLEY

The spacious galley has all the facilities positioned within easy reach and offers plenty of storage space.

The galley's counter-top is made of Corian (Camoan white standard, Black Quartz optional) and comes standard with a 120 litre top-loading coolbox, a gimbaled oven with 2 jets (3 jets optional), a tinted glass splashback, a rectangular recessed steel sink with single lever mixing tap and shelves, four drawers for cutlery and lockers for crockery and food.

Cupboard design allow space for an optional Microwave oven and an optional Nespresso coffee machine in the aft part of the galley.

NAV STATION

The navigation station sports a large navigation table, with compartments for charts and stationary with four large drawers underneath.

Space for optional navigation and communication equipment on outboard panels beside chart table. The navigation station is also home to the main electrical distribution system for the boat. The main switch panel is located above the nav station seat and includes a 12V DC plug that is located next to the chart table. As a new feature, tank displays showing remaining volume of boat fresh water and diesel.





OWNER'S CABIN

Large double berth. 140 mm comfort foam mattresses.

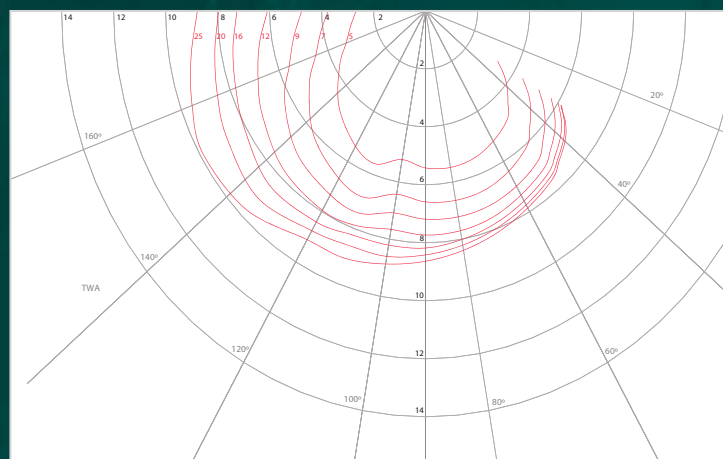
Standard freeboard shelves and top cupboards above berth.
Book shelf comes with stainless steel book brackets.

Mattress shown above with optional 710 Moon Grey upholstery.

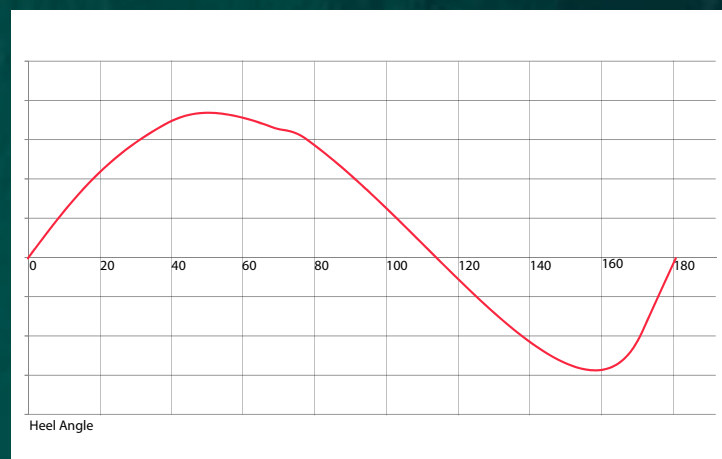


TEAK OPTIONS

Both boats shown with optional sidedeck teak. Boat to port is shown with optional coachroof and coaming teak. Boat to starboard is shown with optional Flexiteek on sidedecks and in the cockpit.



Polar Diagram for Xc 38 with standard keel and fully loaded for cruising



Stability Curve for Xc 38 with standard keel and fully loaded for cruising

DIMENSIONS

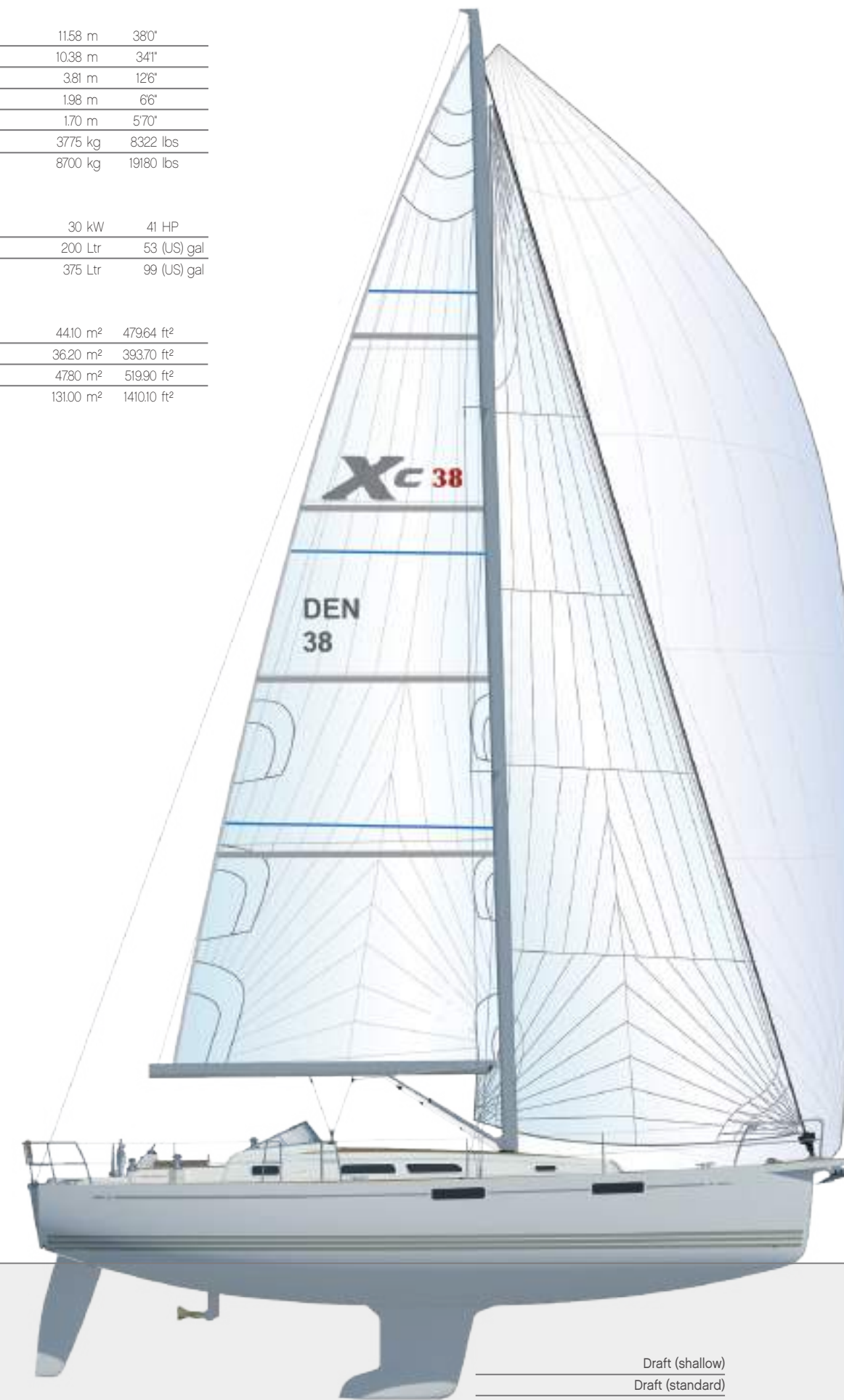
Hull length	11.58 m	38'0"
Waterline length	10.38 m	34'1"
Beam (max)	3.81 m	12'6"
Draft (standard)	1.98 m	6'6"
Draft (shallow)	1.70 m	5'7"
Ballast (standard)	3775 kg	8322 lbs
Displacement (light)	8700 kg	19180 lbs

ENGINE / TANKS

Engine diesel	30 kW	41 HP
Fuel capacity	200 Ltr	53 (US) gal
Water capacity	375 Ltr	99 (US) gal

SAIL AREAS

Mainsail	44.10 m ²	479.64 ft ²
Genoa (108%)	36.20 m ²	393.70 ft ²
Genoa (135%)	47.80 m ²	519.90 ft ²
Asymmetric spinnaker	131.00 m ²	1410.10 ft ²



Draft (shallow)
Draft (standard)

X-C 38