



Xc 35

Perfectly formed



The Xc 35, declared 'Boat of the Year 2015' in the '31-40ft Category' by Sail Magazine, USA was also nominated for 'European Yacht of the Year 2015' Award in the 'Luxury Cruiser' category, joining the highly awarded Xcruising Range.

Despite her size, the Xc 35 shares the same DNA of her larger Xcruising sisters; a perfect compromise between cruising and performance. The Xc 35 is a small, but well equipped, blue-water cruising boat with a racing pedigree.

Like her bigger sisters, she has smooth hull lines, a stylish, practical cockpit, and an uncluttered, functional deck layout.





“The Xc 35 is conceived for sailors who appreciate quality and comfort without losing the benefits of a true thoroughbred”

Nauta 360 magazine

Designer's comments

One of the main differences between the Xperformance and Xcruising ranges is the hull design. The Xc range, with its deeper hull sections, provides a greater interior volume for tanks and other essential cruising equipment. Deeper V-shaped forward hull sections ensure a smooth and comfortable motion when the yacht is sailed into waves (either under sail or engine).

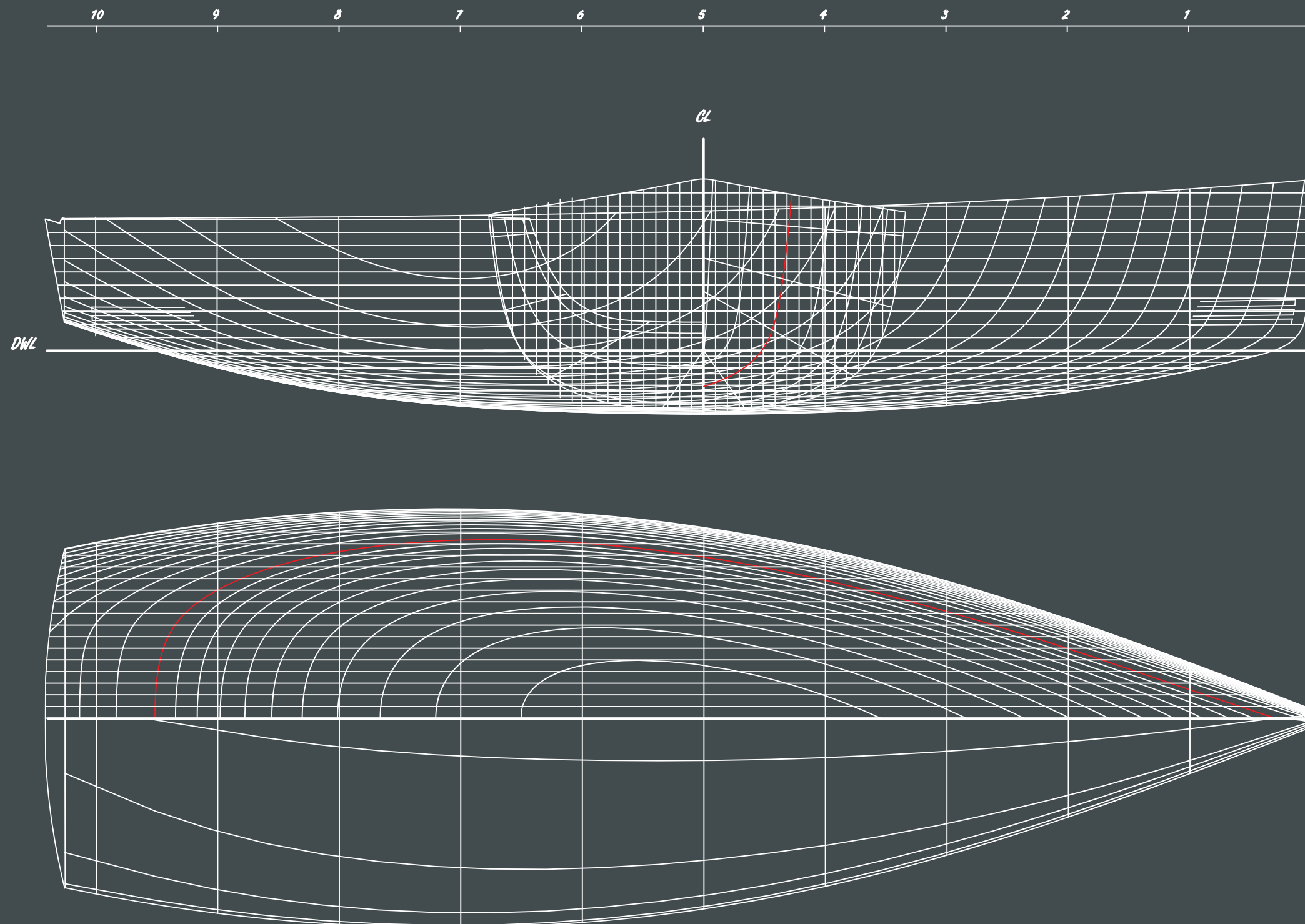
The greater displacement allows for a heavier keel to be fitted. All the tanks and other heavy equipment are strategically located low and central in the yacht for excellent weight distribution. Lowering the centre of gravity optimises the stability and allows for a well proportioned sail plan. The Xc 35 can make short work of any long passage.


The L keel is encapsulated in a reinforced epoxy e-glass shell to guarantee a perfect keel section and to avoid corrosion. Flush mounted skin fittings and a folding propeller reduce drag, ensuring that the Xc 35 can make the most of any conditions.


The Xc 35 features a modern interior bringing new innovative features, whilst maintaining the practical layout of a boat designed to be used at sea.



Niels Jeppesen
Design Director



Copyright  WORLD CLASS SINCE 1979	Yacht Xc 35	Designed by X-Yachts Design Group	Principal Dimensions	
	Drawing Lines Plan		LOA: 10.36 m - 34.00 ft BOA: 3.52 m - 11.50 ft Draft: 1.90 m - 6.20 ft Displ.: 6,450 kg - 14,219 lbs	
	Date January 2014			

A high-angle photograph of a white sailboat named 'Jeppex' by Haderslev sailing on the ocean. The boat is tilted to the right, and its white sails are partially visible. Four people are on board: a man in a white shirt at the helm, a woman in a white shirt and dark shorts, a child, and another woman in a white shirt and blue shorts. The boat is moving through the water, leaving a white wake. The name 'Jeppex' and 'Haderslev' are printed on the side of the hull. The background is a vast expanse of dark blue water under a clear sky.

“All in all, our judges deemed this an exceptional offering for cruisers looking for quality and performance in a boat less than 40 feet long.”


SAIL Editors, 'Boat of the Year 2015' Awards

Xcruising qualities

Designed and developed for cruising in comfort, the Xc 35 takes many of the qualities of the performance X-Yachts such as rod rigging and fully encapsulated keels, but also has many features that make it ideal for offshore passage making:

- A powerful engine in a well insulated compartment, with a 2-bladed folding propeller
- Large fuel and fresh water tanks, strategically located low and central in the yacht for optimum weight distribution
- An immensely strong steel hull girder frame, taking the loads from the keel as well as from the keel stepped mast
- Deeper hull sections provide a greater interior volume, giving more storage and space for essential cruising equipment, a feature which also provides smoother sailing in all weathers.

The Xcruising range is more than having great cruising qualities, 35 years of performance yacht experience and racing heritage are not lost on the Xc 35. A flexible yet powerful sail plan, excellent stability and easy handling make short work of long passages, giving you more time to explore.



Backstay adjuster block purchase system with 1:32 ratio

Rod rigging

A frame bowsprit (optional)

Liferaft box

Steering system

Aluminium rudder stock

Fuel tank

Saildrive with 2-bladed folding propeller

Yanmar diesel Engine

Engine start battery

Recessed through hull fittings

Fresh water tank below the saloon sofa

Batteries and charger


Sandwich construction

Keel steel frame

L shaped keel, low centre of gravity, epoxy encapsulated

Deck layout

Optimised for safe and easy short handed sailing



The optional cockpit table with central storage, includes compass and handrail with drink holders. Additional chart plotter and autopilot control can be fitted into the aft end of the table.



The large bathing platform is operated by a purchase block system. Below deck storage for a liferaft is accessed from the bathing platform.



The Xc 35 comes standard with 6 self-tailing Harken winches. Optional stainless steel Andersen winches are available as an upgrade.



A vacuum applied teak side deck can be added. German mainsheet passes below deck on both sides and is led back to the aftmost cockpit winches.

Cockpit protection



A choice of bimini or cockpit tent and a guardrail gate (as shown in this image).



The spray hood rests in a "sock" when folded. The aft pushpit teak seats are optional.



The spray hood is supported by three stainless steel frames. For canvas colour options, see page 17.



Xc 35 comes with an aluminium framed windshield made from toughened glass including a stainless steel framed sprayhood.



The optional windshield with the raised spray hood.

Hull style options




Hull trim stripes

Xc 35 comes standard in white gelcoat with steel grey (RAL 7011) waterlines and sheerline stripe, alternative light grey (RAL 7035) waterlines and sheer stripe.



White hull with steel grey stripes



White hull with light grey stripes



Exterior fabrics

Choose between standard Silver Grey (Swela 37362) or alternative Dark Grey (Swela 37365) for sprayhood, bimini, cockpit tent, cockpit cushions, boom cover, forestay cover, cockpit table and wheel covers. Other colours on request.



Markilux dark grey (Swela 37365)



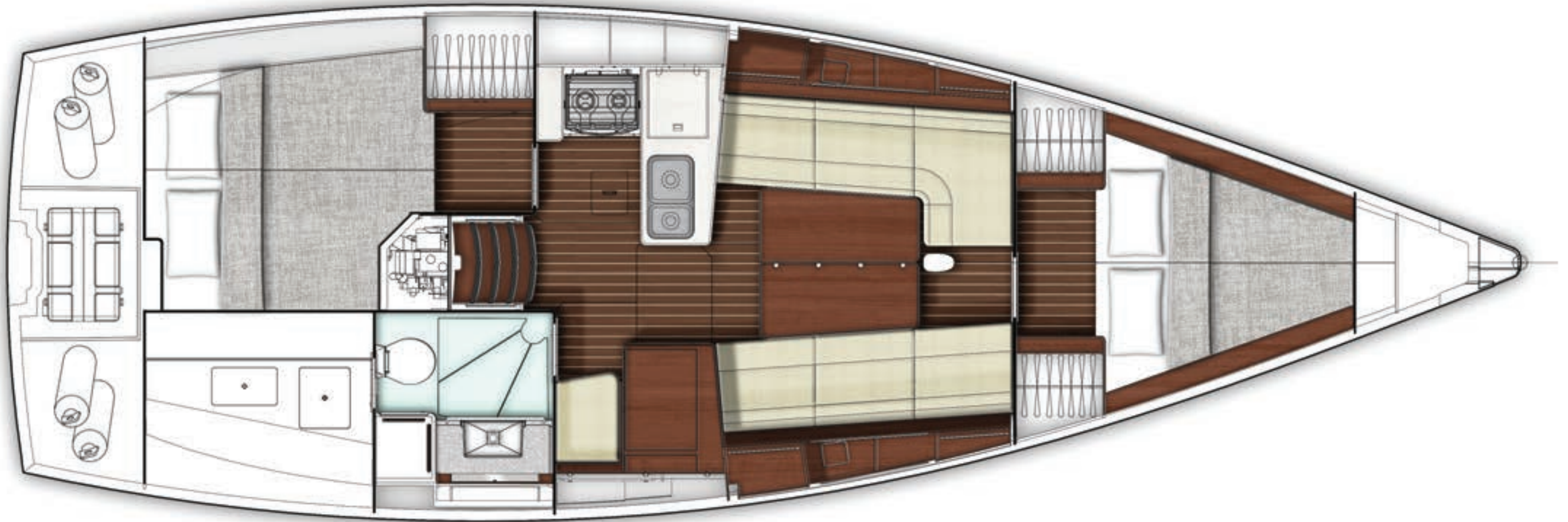

Markilux silver grey (Swela 37362)



Modern & practical

Interior layout

The Xc 35 interior distribution is conceived to be functional and spacious in a modern Danish style.





Saloon

High quality, detailed interior carpentry sets the Xc 35 apart from mass produced boats. Marine plywood with carefully selected surface veneers, laminated fiddles and door frames, all varnished and polished in satin matte finish.


The Xc 35 comes in a variety of standard and optional upholstery fabrics, see opposite.

Above: The standard Xc 35 saloon.

The standard floorboards are teak with holly stripes.

The standard upholstery fabric is Brooks 115 Silver.

Standard fabrics



Nantes Ivory Nantes Grey White Brooks 13 Sahara Brooks 09 Blue Brooks 115 Silver Grey

Microfibre (optional)



Alsace Blue Alsace Ivory Alsace Sand Nubilux 709 Argent



Galley

Camoan white Corian galley worktop, recessed stainless steel sink, toploaded 120 litre cooling box with 100 mm isolation, with cooling plate and compressor. Four drawers for cutlery, cupboard space for crockery and food as well as for an optional microwave oven.

Gimballed stainless steel oven with two burners (three burners optional).



Nav station

The navigation station sports a large (80 x 62 cm) navigation table, with compartments for charts and stationery, and four large drawers underneath. Space for optional navigation and communication equipment on outboard panels beside chart table. The navigation station is also home to the main


electrical distribution system for the yacht. The main switch panel is located above the nav station seat and includes a 12V DC socket that is located next to the chart table.



Owner's cabin

Large double berth (205 cm x 175 cm, max width). Marine plywood mattress supports with ventilation holes for improved ventilation. Mattresses in comfort foam - spring mattresses optional.

Symmetrical wardrobes port and starboard (68 cm x 62 cm) with hangers. Freeboard shelves above berth. Storage space under owner's berth for bedding.



SAIL AREAS

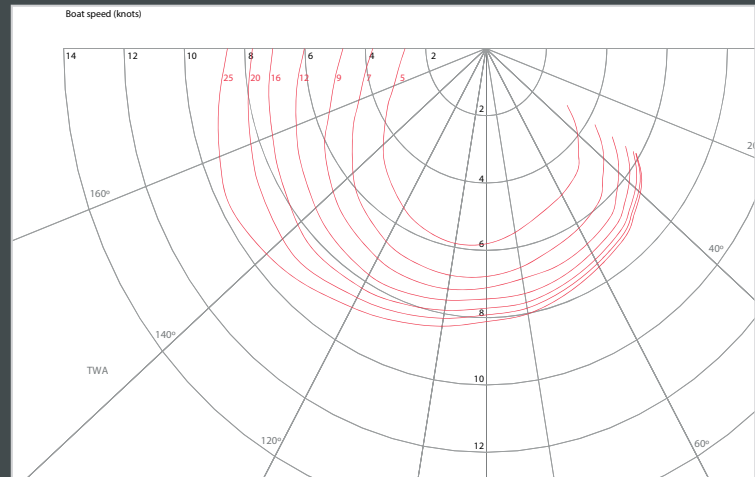

Mainsail	35.75 m ²	385 ft ²
Genoa (106%)	29.65 m ²	320 ft ²
Genoa (135%)	37.75 m ²	406 ft ²
Asymmetric spinnaker	101.14 m ²	1,089 ft ²

DIMENSIONS

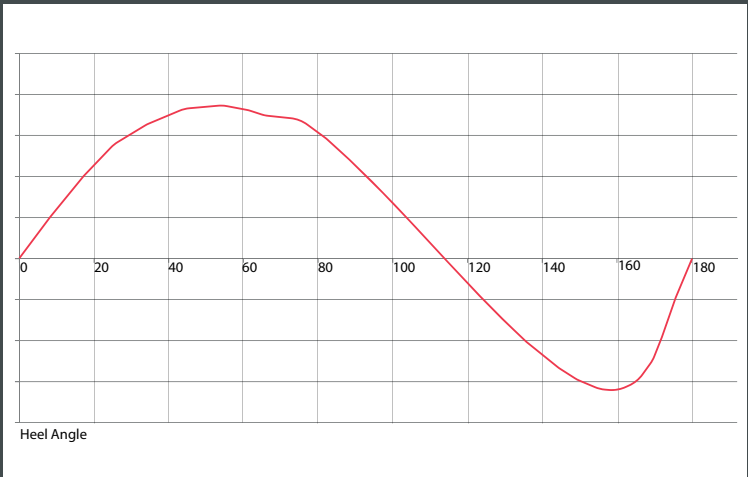
Hull length	10.36 m	34.00 ft
Waterline length	9.60 m	31.50 ft
Beam	3.52 m	11.55 ft
Draft (standard)	1.90 m	6.23 ft
Draft (shallow)	1.60 m	5.25 ft
Ballast (standard)	2,150 kg	4,740 lbs
Displacement light	6,450 kg	14,220 lbs

ENGINE / TANKS

Engine diesel	22.5 kW	30 HP
Fuel capacity	165 Ltr	43.60 (US) gal
Water capacity	245 Ltr	64.70 (US) gal



Polar Diagram for Xc 35 with standard keel and fully loaded for cruising



Stability Curve for Xc 35 with standard keel and fully loaded for cruising

This brochure is not contractual. All descriptions, illustrations etc. are indicative. X-YACHTS A/S reserves the right to modify or improve the specification without prior notice. December 2014.

Draft (shallow)
Draft (standard)

X-C 35