

X4<sup>6</sup>





## SUPERIOR SAILING PLEASURE

The X4<sup>6</sup> is the fourth model in the X range, aimed at the discerning sailor and their crew. It utilises advanced, proven technology and build techniques which only incorporate first class components, enabling the exploration of new uncharted horizons.

X-Yachts' background being the builder of award winning production yachts for nearly four decades, is mirrored in the X4<sup>6</sup>'s technical specification.

The X4<sup>6</sup> is a versatile fast family cruiser that helps you to make the most out of every moment.

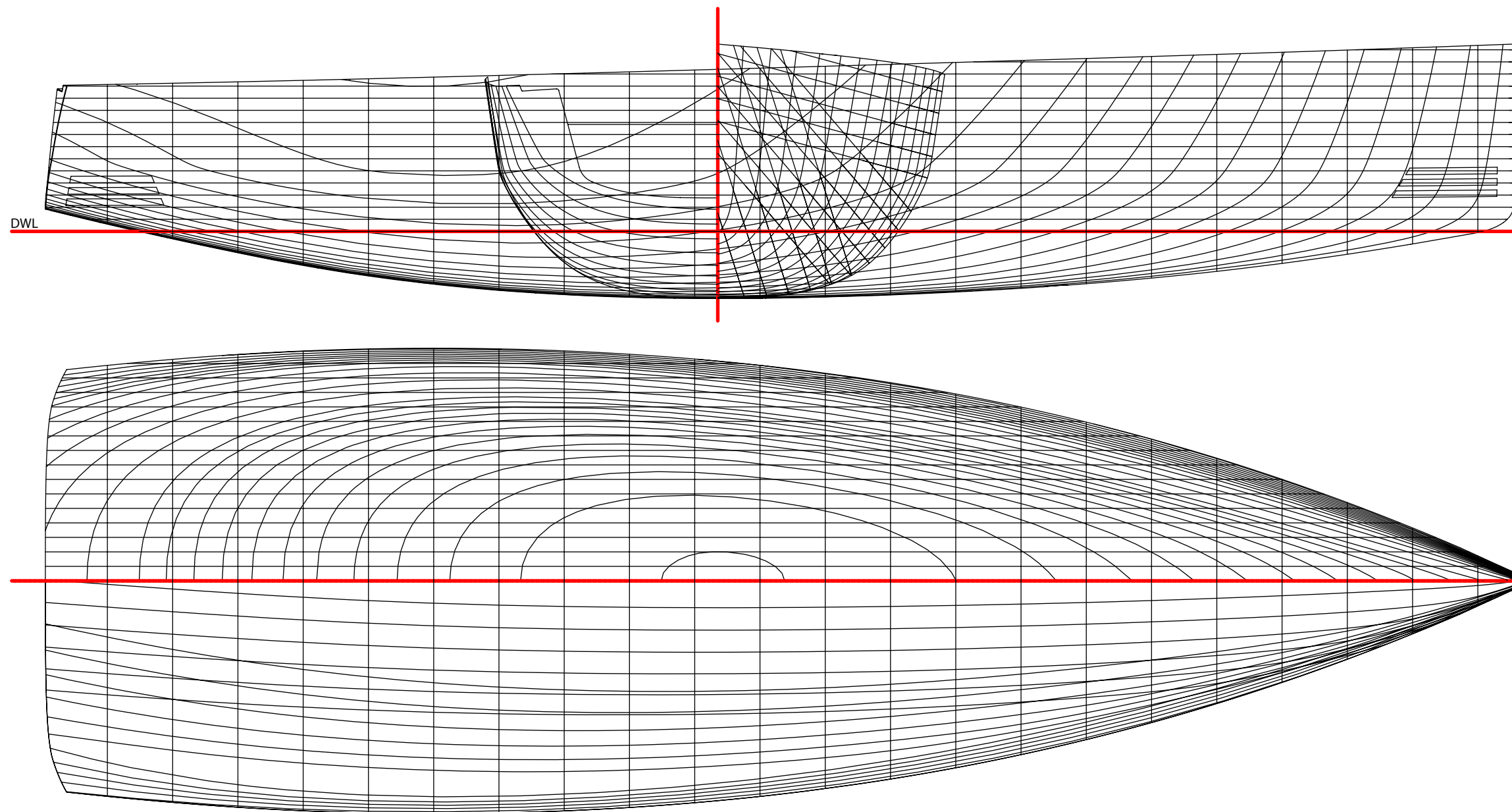
Advanced hull construction, a powerful sail plan and a well proportioned cockpit put you at the centre of an engaging sailing experience. We call this "Superior Sailing Pleasure".

Scandinavian style and craftsmanship create a place where you will always enjoy spending time. The X4<sup>6</sup> exhibits quality and attention to detail, both inside and out, helping to realise its purpose as an excellent sailing yacht.

The X4<sup>6</sup> is nominated European Yacht of the Year 2019.

This is Pure X.





## BEHIND THE DESIGN

The X4<sup>6</sup>'s hull is designed to meet the demands from sailors who want to enjoy sailing in a wide range of conditions. Achieving comfort when sailing to windward in a rough sea was an essential prerequisite in the X4<sup>6</sup> hull design. Generous stability, modern displacement and a powerful yet easy to control sail plan offers smooth sailing through the waves.

Unlike mainstream modern yacht designs, the X4<sup>6</sup> is meant to be enjoyable and easy to handle in more than just 'reaching' conditions. A lot of focus was put on the upwind performance and sea keeping when choosing design parameters and various aspect ratios. This combined with the thoroughbred X-Yachts racing heritage delivers a new generation of world class cruising.

## LIGHT, STRONG AND STIFF

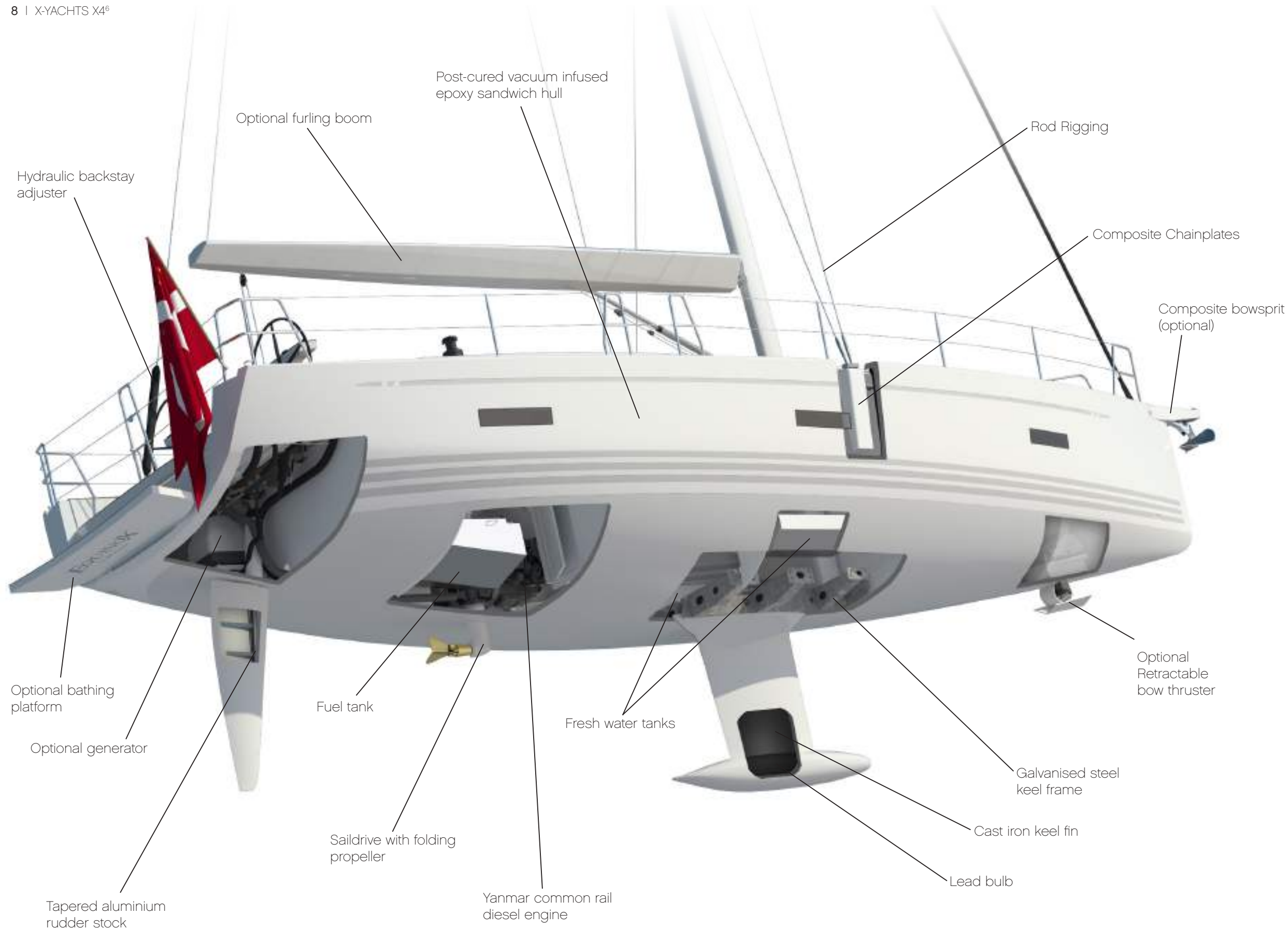
With the introduction of the X-65, in 2007, X-Yachts started to infuse hulls for performance yachts utilising post-cured, oven-baked epoxy. This high-tech construction saves important weight and it maximises strength and stiffness. In the Pure X range all saved weight is used to increase the yachts' stability enabling the crew to have a more relaxed time and to feel more safe and comfortable.

The X4<sup>6</sup> is constructed using a vacuum infused epoxy, full sandwich hull. This is integrated with a strong steel keel girder which allows loads from the steel and lead keel with a heavy lead bulb to be transferred into the hull. The ultimate in strength and safety.

“ This is the ideal family cruiser,  
that can also get a bit racey at  
the weekend - it's fast, stylish  
and safe.

Niels Jeppesen, Founder & Design Director





## X-QUALITIES

The X4<sup>6</sup> combines many of the qualities found in both the Xc and Xp range into one perfectly formed yacht.

As with all X-Yachts, weight distribution is key to performance and comfort at sea. On the X4<sup>6</sup> all the heaviest equipment has been placed as low as possible and as close to the centre line as possible. This greatly reduces pitching and slamming as well as increasing the righting moment.

The steel frame synonymous with X-Yachts also features on the X4<sup>6</sup>. The frame is bolted to the inside of the hull and takes all the loads from the keel and mast. This keeps the yacht stiff, strong and safe.

The X4<sup>6</sup> has three keel options to choose from, all of which feature a lead bulb and are encapsulated in a reinforced epoxy e-glass shell for improved performance.

The recessed through-hull-fittings, folding propeller and retractable bow thruster all ensure minimal drag and resistance.

Whether opting for the standard Aluminium rig or upgrading to the carbon mast, rig control is hugely important. The X4<sup>6</sup> is fitted with discontinuous rod rigging to allow for a high tension rig that gives good control of the rig and sail shape.

The engineering installations on board the X4<sup>6</sup>, are all fitted by our team of engineers with almost 40 years experience ensuring everything is precision fitted to the highest standards.

All the deck equipment on board is supplied by industry leading suppliers ensuring that every aspect of your X4<sup>6</sup> is reliable, easy to use and safe for many years to come.



## CLEAN & FUNCTIONAL

The X4<sup>6</sup> rewards the owner with a deck and rigging layout, designed for the discerning sailor.

Fractional triple spreader, tapered silver anodized aluminium mast stepped on steel frame has been specifically designed and engineered for the X range, thus also for the X4<sup>6</sup>. Optional carbon mast is also available.

The X4<sup>6</sup> is fitted with discontinuous rod rigging throughout with rod turnbuckles. Stainless steel chainplates for headstay, single backstay and shrouds.

These descriptions, illustrations and dimensions are not contractual binding.

The double ended mainsheet system with recessed track in the cockpit floor ensures mainsail controls are within easy reach of the helmsman, while the flush jib self-tacker makes short handed sailing a breeze. Optional genoa tracks mounted on the coachroof keep the side-decks clean and free of ropes whilst aiding upwind sailing performance.

Halyards and control lines are led aft, concealed below deck whilst the flush deck hatches and portlights add to the sleek clean lines and create a safe, clutter free environment.

Above: Cockpit table with plenty of space for a family. The table leaves can be lowered for easier access to the companionway.

## MULTIPLE CHOICE

The X4<sup>6</sup> comes with a variety of optional additions on deck to ensure you can perfectly tailor the yacht to suit your personal needs and style.



### TEAK DECKS

Laid teak decks with seamless joints can be added to the side decks and coachroof. On this specific model, optional Flexiteek is shown.



### COMPOSITE WHEELS

Standard pedestals and optional instrument boxes are white; but also offered in black grey colour as shown offering a modern look. We factory fit a range of state of the art navigation equipment.



### FOLDING CLEATS

Upgrade to folding mooring cleats for a modern sleek style which also prevent lines catching.



### ELECTRIC WINCHES

The Harken winches can be upgraded to be electrically powered for easy short handed sailing



### BIMINI & COCKPIT TENT

The X4<sup>6</sup> has optional cockpit and helmsman's biminis, providing protection from the sun and rain. Optional cockpit tent which forms an extension of the sprayhood is also available.



### OPTIONAL SHORT SPRAYHOOD

The optional short, 2-frame, sprayhood offers protection for the companionway and is ideal for use with the optional coaming winches. See pricelist for details.



### OPTIONAL LONG SPRAYHOOD

The optional long, 3-frame, sprayhood offers more protection for the companionway and cockpit benches, extending back along most of the coaming length. See pricelist for details.

### BOWSPRIT OPTIONS



Standard GRP cowl, colour matched to hull with integrated anchor fitting.



Optional carbon bowsprit, colour matched to hull with integrated anchor fitting.



Optional carbon bowsprit in clear coat finish, with integrated anchor fitting.




Above: Black grey hull with pure white stripes.

### HULL TRIM STRIPES

The standard X4<sup>6</sup> comes in a white gelcoat with light grey (RAL7035) waterlines and sheerline stripes.

However we have options for the boat to come in a number of colour-ways displayed below.



White hull with light grey stripes (standard)



White hull with black grey stripes



White hull with dark blue stripes



Light grey hull with pure white stripes



Black grey hull with pure white stripes

## HULL STYLE OPTIONS

### EXTERIOR FABRICS

Choose between light grey (Swela 37362), dark grey (Swela 37365), dark blue (Swela 37395) or light brown (Swela 37329) for sprayhood, bimini, cockpit tent, cockpit cushions, boom cover, forestay cover, cockpit table and wheel covers. Other colours on request.



Light Grey  
(Swela 37362)



Dark Grey  
(Swela 37365)



Dark Blue  
(Swela 37395)



Light Brown  
(Swela 37329)



Above: Light grey hull with white waterlines and sheer line stripes.





Far Above: Optional electrically operated bathing platform.

Above: Sliding heads instrument panel can accommodate optional instruments. Here shown with 2 Raymarine Axiom 7" touch screen displays with integrated GPS antenna mounted above the companionway.




## OUTDOOR LIVING

The cockpit space on board the X4<sup>6</sup> is not only designed to be functional and safe while at sea but has also to create a luxurious outdoor living space.

The twin wheels and recessed mainsheet track ensuring that the cockpit area is spacious and uncluttered. Teak cockpit sole and teak on cockpit seats come as standard on the X4<sup>6</sup>. On the above photo, optional Flexiteek is shown.

The optional electrically operated bathing platform creates a perfect area for relaxing as well as easy access from the water or dinghy. A deck shower is fitted as standard.

The high back rests not only offer protection while at sea but also create a comfortable seating area, especially with the addition of fitted cockpit cushions.



Above: The nav station is the X4<sup>6</sup>'s communication centre as well as the main hub for the yacht's electrical systems.

Left: The interior photos featured in this brochure display the X4<sup>6</sup> with Nordic Oak veneer and Teak laminate floorboards with optional Nature 'Just Fleckless' fabric on the cushions.

For more options, see page 25 for available interior finishes.

## INTERIOR CRAFTSMANSHIP

The influence of clean Scandinavian design can be seen throughout the interior of the X4<sup>6</sup> with a traditional but modern appearance.

The Danish quality craftsmanship is of a very high standard with finely crafted details, and showcases carpentry at its very best. The wooden veneer will be Nordic Oak as standard.

Numerous deck and hull portlights allow for ample light to flood in, gifting the interior with a bright and roomy ambiance.

Plentiful storage space throughout allows for an uncluttered, 'live on board' lifestyle, giving you a place one can retreat to when the weather outside is less forgiving.

## GALLEY

The galley comes as standard with a Corian worktop, with large double pull-out bins, drawers and other storage, top loaded fridge with gas strut, double sink, space for additional front loaded fridge, 3 burner gimbaled ENO oven, special space for optional Nespresso coffee machine, space for optional microwave oven and plenty of storage space for cooking utensils, food, crockery and cutlery.



## SALOON

The main saloon features a U-shaped sofa to port with options for either a pouffe or a pair of X-Yachts "Design 1999" dining chairs.

The table is a beautifully crafted piece of veneered furniture, including a laminated edging.

The well-proportioned saloon gives the yacht a spacious feel, but well positioned hand rails and good furniture placement ensure it is always safe and easy to move around no matter the heel angle.



## OWNER'S CABIN

Owner's cabin comes with plentiful storage throughout including a large double wardrobe with shelves and hangers and dual storage space under the double berth, in the form of two drawers and extra storage below the lift-up mattress.

All berths have marine plywood support with ventilation holes for improved comfort and air circulation.

As standard the X4<sup>6</sup> has an owner's cabin heads with dedicated shower compartment that creates a luxurious self-contained owner's en-suite.



Far above: Owner's head with Nordic oak veneer and countertop ceramic bowl.

Above: Aft port side cabin with optional split berth.

# INTERIOR LAYOUTS



**Standard Layout** - 3 double cabins, 2 heads, aft cabin standard



**Optional Layout** - 3 cabins, 2 heads, aft cabin split berth

# INTERIOR SURFACES

The X4<sup>6</sup> comes as standard with Nordic Oak furniture, teak without koto laminated floor and white Corian tops in the galley. However with many options to choose from you can create an interior style that suits you.

## WOOD SURFACE



Nordic Oak (Standard)




Teak



Bleached Oak

## FLOORBOARDS



Teak without koto (Standard)




Teak with koto




Walnut

## FLECKLESS FABRICS



Just Fleckless 01 Nature




Just Fleckless 05 Camel




Just Fleckless 10 Navy



Just Fleckless 403 Bambus




Just Fleckless 710 Moon Grey



Just Fleckless 750 Olive Grey

The material of this upholstery fabric can be easily cleaned with a cotton cloth and distilled water, 85% Polyester, 15% Viscose. Weight: 710 g +/- 5%.

## GALLEY WORK TOPS



Camoan White Corian (Standard)



Black Quartz Corian

## MICRO FIBRE FABRICS



Alsace Blue



Alsace Ivory



Alsace Sand



Nubilux 709 Argent

Alsace and Nubilux; Micro-fibre fabrics are very easily cleaned. 100% Polyester Micro fibre fabrics has knitted back and velour surface. Breathable, durable and abrasion resistant.



### X4<sup>6</sup> DIMENSIONS

Overall Length	14.08 m	46.2 ft
Hull length	13.50 m	44.3 ft
LWL	12.33 m	40.5 ft
Beam	4.27 m	14.0 ft
Standard draft	2.30 m	7.5 ft
Deep draft (T-keel)	2.50 m	8.2 ft
Ballast (standard)	4500 kg	9921 lbs
Displacement (light)	10900 kg	24030 lbs

### ENGINE/TANKS

Engine diesel	41.9 kW	57 HP
Fuel tank	280 Ltr	74 Gal (US)
Water tank	360 Ltr	95 Gal (US)

### SAIL AREAS

P = 18.3 m, E = 6.15 m, IG = 18.6 m, ISP = 20.1 m, J = 5.12 m

Mainsail (aluminium mast)	64.0 m <sup>2</sup>	688.9 ft <sup>2</sup>
88% selftacking Genoa	41.5 m <sup>2</sup>	446.7 ft <sup>2</sup>
106% overlapping Genoa	50.0 m <sup>2</sup>	538.2 ft <sup>2</sup>
Asymmetric spinnaker	170.0 m <sup>2</sup>	1,829.9 ft <sup>2</sup>

Sail areas are based on standard mast. Fractional, tapered silver anodized aluminium mast is standard 2-spreader aluminium mast. Optional carbon mast/boom on request.

---

***X-Yachts***<sup>®</sup>  
WORLD CLASS SINCE 1979